

# SKETCH/AREA TABLE ADDENDUM

Parcel No 12/8/08

File No 2954390

Property Address 29-38-15-GZ-10-30

City MELBOURNE BCH

County BREVARD

State FL

Zip 32951

Owner RE-CHECK

Client 20

Client Address 5935 RIVERSIDE DR

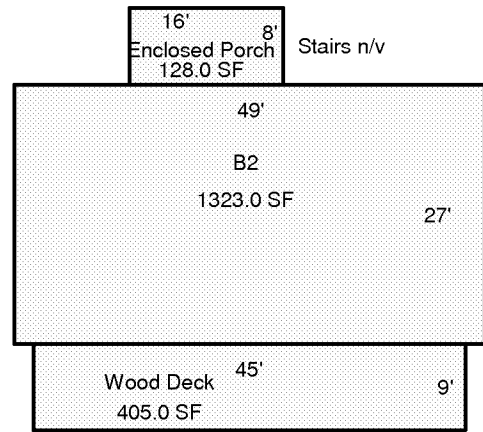
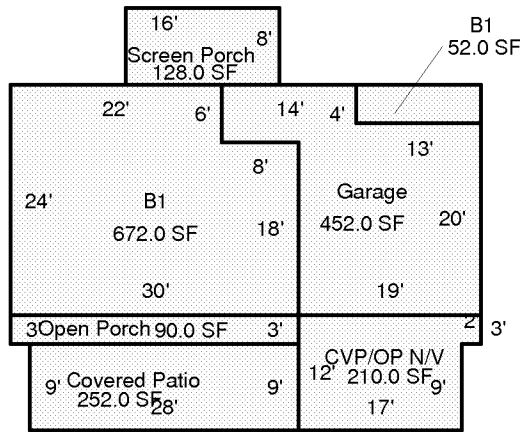
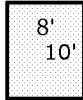
Appraiser Name JEC

Inspection Date PALM BAY

SUBJECT

IMPROVEMENTS SKETCH

Out Building  
80.0 SF



Drawn By GLG 6/14/2001

Scale: 1 = 20

AREA CALCULATIONS

### AREA CALCULATIONS SUMMARY

Code	Description	Factor	Net Size	Perimeter	Net Totals
B1	B1	1.00	672.0	108.0	
B1	B1	1.00	52.0	34.0	724.0
B2	B2	1.00	1323.0	152.0	1323.0
GA	Garage	1.00	452.0	102.0	452.0
EP	Enclosed Porch	1.00	128.0	48.0	128.0
OP	Open Porch	1.00	90.0	66.0	90.0
SP	Screen Porch	1.00	128.0	48.0	128.0
CVPRT	Covered Patio	1.00	252.0	74.0	252.0
OBLD	Out Building	1.00	80.0	36.0	80.0
WDECK	Wood Deck	1.00	405.0	108.0	405.0

