

SKETCH/AREA TABLE ADDENDUM

DATE 9/1/09

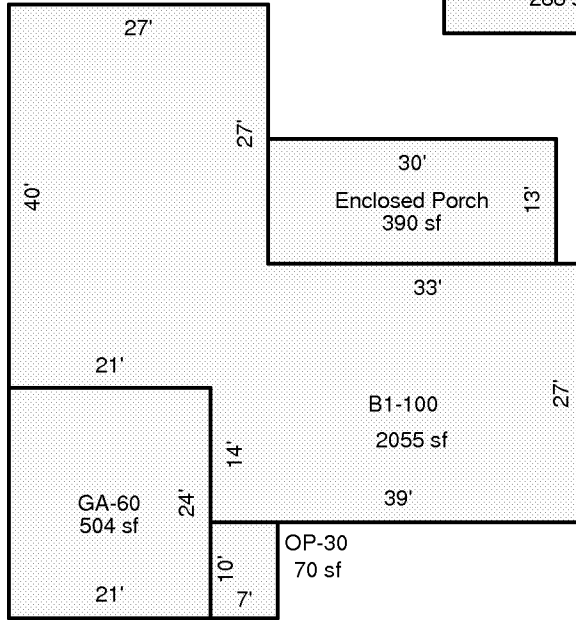
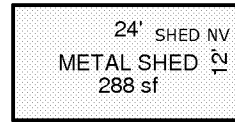
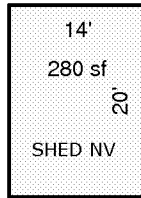
RE # 2835763

SUBJECT

| | | | |
|-----------------------------|----------------------------|----------|-----------|
| PARCEL ID 28-37-27-75-122-3 | | | |
| CITY PALM BAY | COUNTY Brevard | STATE FL | ZIP 32905 |
| PERMIT # NA | | | |
| MARKET AREA 14 | ADDRESS 2052 Algeria St NE | | |
| APPRAISER NAME EWI | BRANCH OFFICE PALM BAY | | |

IMPROVEMENTS SKETCH

METAL SHED



Scale: 1 = 20

AREA CALCULATIONS

AREA CALCULATIONS SUMMARY

| Code | Description | Factor | Net Size | Perimeter | Net Totals |
|-------|----------------|--------|----------|-----------|------------|
| B1 | B1-100 | 1.00 | 2055 | 228 | 2055 |
| EP | Enclosed Porch | 1.00 | 390 | 86 | 390 |
| MSHED | METAL SHED | 1.00 | 280 | 68 | |
| | METAL SHED | 1.00 | 288 | 72 | 568 |
| OP4 | OP-30 | 1.00 | 70 | 34 | 70 |
| GA7 | GA-60 | 1.00 | 504 | 90 | 504 |

Comment Table 1

| | |
|-----------------|--|
| Comment Table 1 | |
|-----------------|--|

Comment Table 2

Comment Table 3

| | |
|-----------------|-----------------|
| Comment Table 2 | Comment Table 3 |
|-----------------|-----------------|