

SKETCH/AREA TABLE ADDENDUM

DATE 5-20-10


RE # 2705179

SUBJECT

PARCEL ID	27-36-36-00-22		
CITY	MELBOURNE	COUNTY	BREVARD
		STATE	FL
PERMIT #	PICTO RECHECK		
MARKET AREA	51	ADDRESS	7382 W. TALONA DR
APPRAISER NAME	SXJ	BRANCH OFFICE	TITUSVILLE

IMPROVEMENTS SKETCH

PDC-1



Scale: 1 = 17

AREA CALCULATIONS

AREA CALCULATIONS SUMMARY

Code	Description	Factor	Net Size	Perimeter	Net Totals
B1	B1	1.00	1450	166	1450
CANPY	Canopy	1.00	2236	212	2236

Comment Table 1

--	--

Comment Table 2

Comment Table 3

--	--

SKETCH/AREA TABLE ADDENDUM

DATE 5-20-10

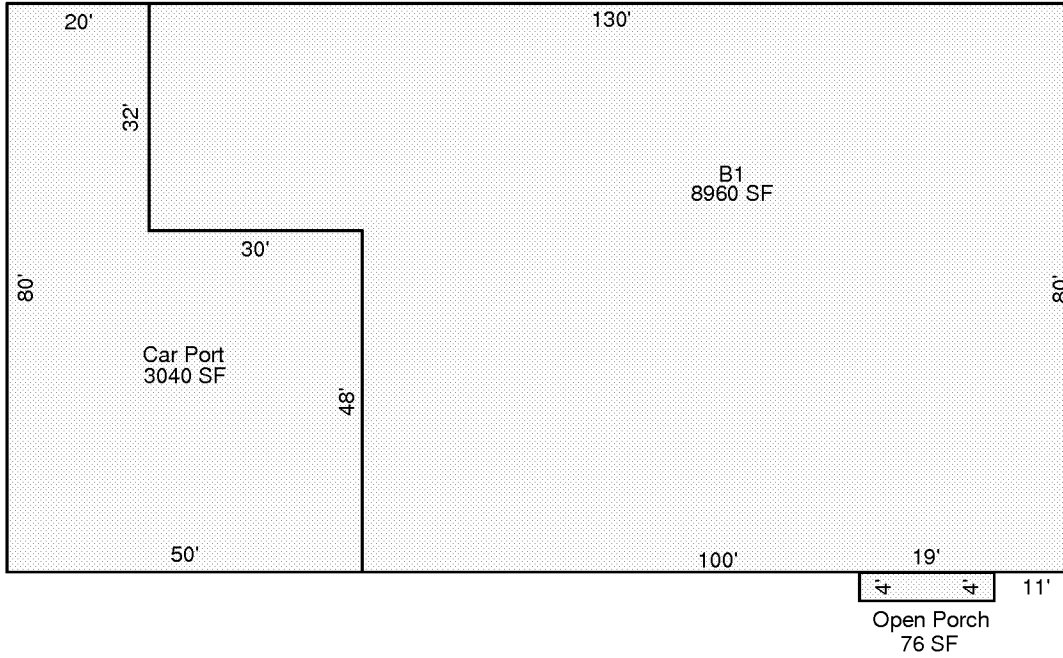
RE # 2705179

SUBJECT

PARCEL ID	27-36-36-00-22		
CITY	MELBOURNE	COUNTY	BREVARD
		STATE	FL
		ZIP	32904
PERMIT #	PICTO RECHECK		
MARKET AREA	51	ADDRESS	7382 W. TALONA DR
APPRAISER NAME	SXJ	BRANCH OFFICE	TITUSVILLE

IMPROVEMENTS SKETCH

PDC-2



Scale: 1 = 27

AREA CALCULATIONS

AREA CALCULATIONS SUMMARY

Code	Description	Factor	Net Size	Perimeter	Net Totals
B1	B1	1.00	8960	420	8960
OP	Open Porch	1.00	76	46	76
CP	Car Port	1.00	3040	260	3040

Comment Table 1

--	--

Comment Table 2

Comment Table 3

--	--

SKETCH/AREA TABLE ADDENDUM

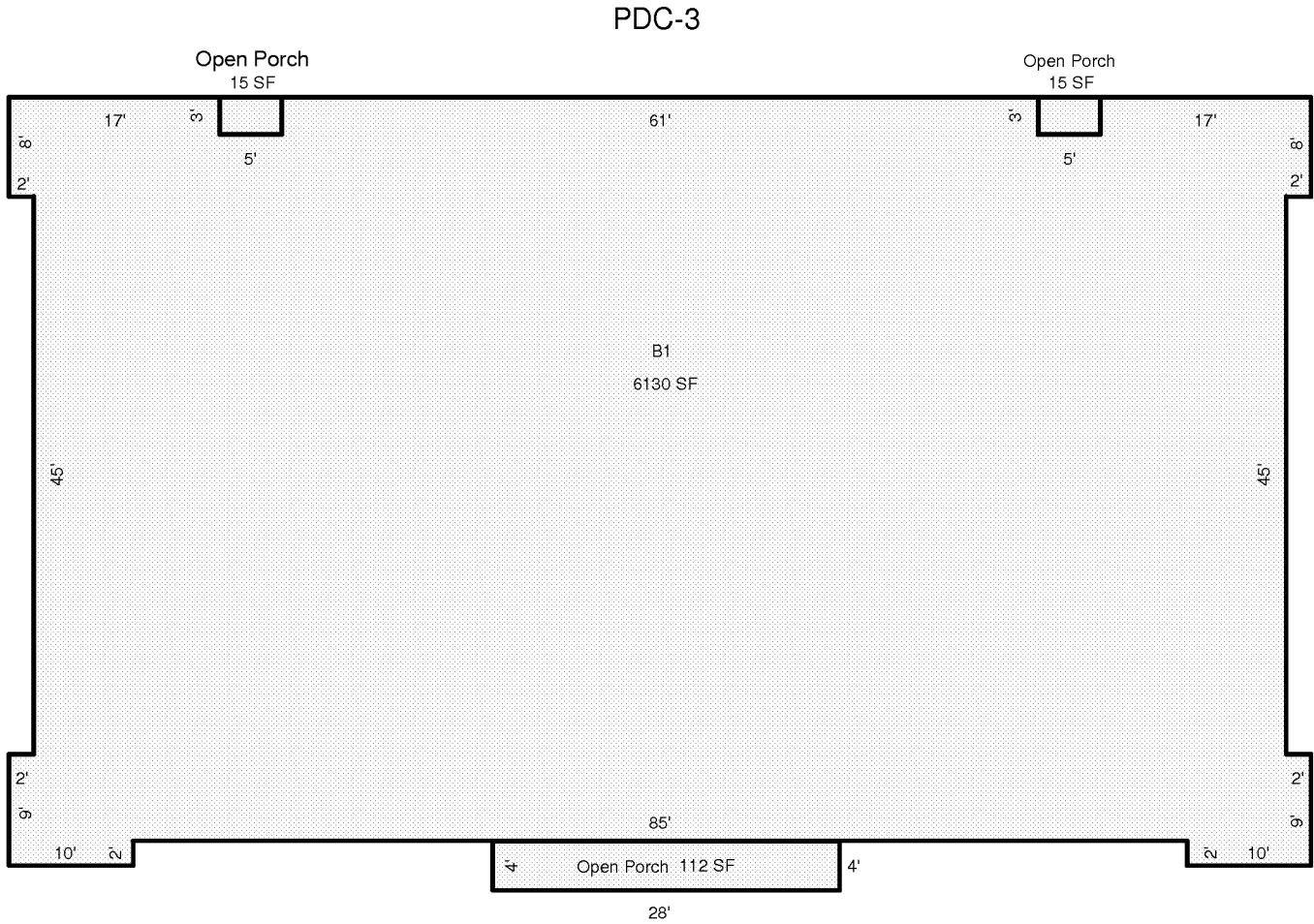
DATE 5-20-10

RE # 2705179

SUBJECT

PARCEL ID	27-36-36-00-22		
CITY	MELBOURNE	COUNTY	BREVARD
		STATE	FL
		ZIP	32904
PERMIT #	PICTO RECHECK		
MARKET AREA	51	ADDRESS	7382 W. TALONA DR
APPRAISER NAME	SXJ	BRANCH OFFICE	TITUSVILLE

IMPROVEMENTS SKETCH



Scale: 1 = 15

AREA CALCULATIONS

AREA CALCULATIONS SUMMARY

Code	Description	Factor	Net Size	Perimeter	Net Totals
B1	B1	1.00	6130	358	6130
OP	Open Porch	1.00	15	16	
	Open Porch	1.00	15	16	
	Open Porch	1.00	112	64	142

Comment Table 1

--

Comment Table 2

Comment Table 3

--	--

SKETCH/AREA TABLE ADDENDUM

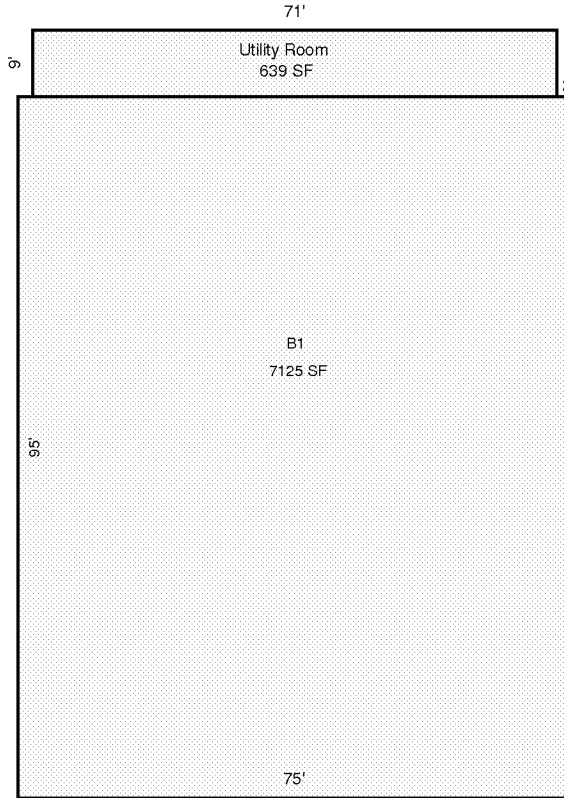
DATE 5-20-10

RE # 2705179

SUBJECT

PARCEL ID 27-36-36-00-22			
CITY MELBOURNE	COUNTY BREVARD	STATE FL	ZIP 32904
PERMIT # PICTO RECHECK			
MARKET AREA 51	ADDRESS 7382 W. TALONA DR		
APPRAISER NAME SXJ	BRANCH OFFICE TITUSVILLE		

PDC-4



IMPROVEMENTS SKETCH

Scale: 1 = 26

AREA CALCULATIONS

AREA CALCULATIONS SUMMARY

Code	Description	Factor	Net Size	Perimeter	Net Totals
B1	B1	1.00	7125	340	7125
UT	Utility Room	1.00	639	160	639

Comment Table 1

Comment Table 2

Comment Table 3